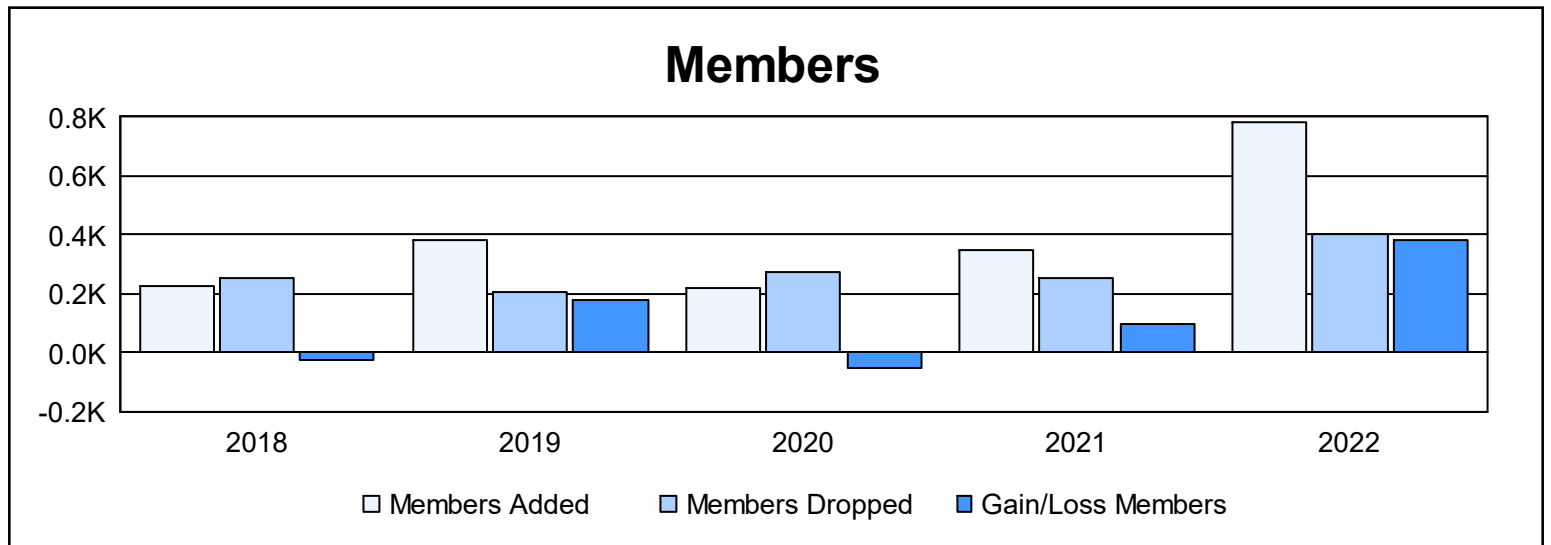
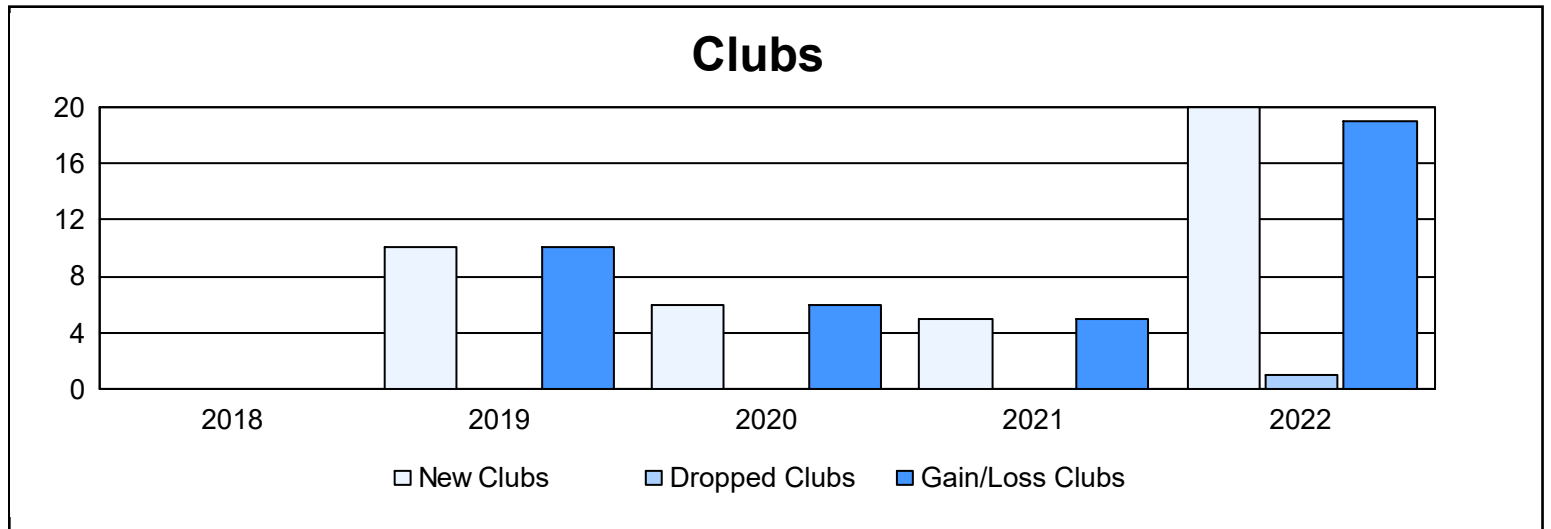
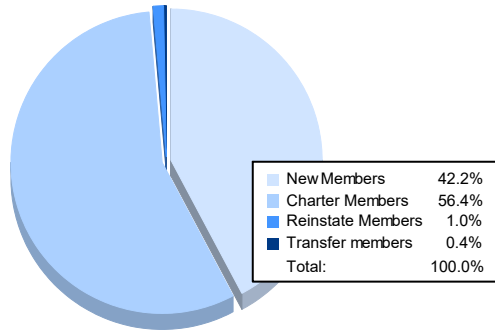


| Year | New Clubs | Dropped Clubs | Gain/ Loss Clubs | New Members | Charter Members | Reinstate Members | Transfer Members | Total Member Added | Total Members Dropped | Gain/ Loss Members |
|----------------|-----------|---------------|------------------|-------------|-----------------|-------------------|------------------|--------------------|-----------------------|--------------------|
| 2017-2018 | 0 | 0 | 0 | 165 | 30 | 32 | 1 | 228 | 252 | -24 |
| 2018-2019 | 10 | 0 | 10 | 131 | 245 | 8 | 1 | 385 | 206 | 179 |
| 2019-2020 | 6 | 0 | 6 | 87 | 131 | 2 | 0 | 220 | 275 | -55 |
| 2020-2021 | 5 | 0 | 5 | 177 | 161 | 8 | 4 | 350 | 255 | 95 |
| 2021-2022 | 20 | 1 | 19 | 331 | 443 | 8 | 3 | 785 | 402 | 383 |
| Average | 8 | 0 | 8 | 178 | 202 | 12 | 2 | 394 | 278 | 116 |



Membership Composition June 2022 Cumulative



Gender Composition June 2022 Cumulative

